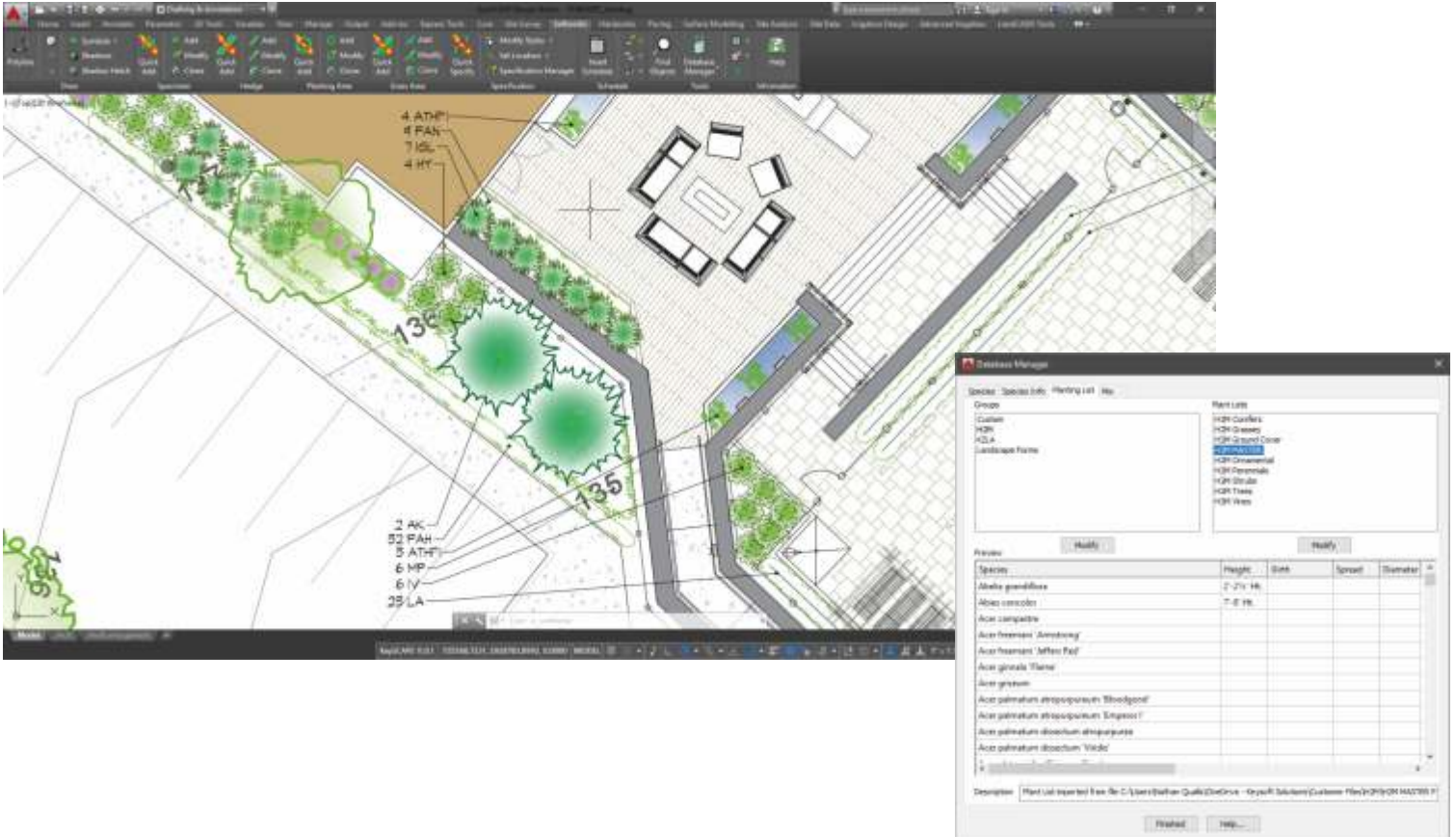


PLANT DATABASE AND CUSTOMIZATION



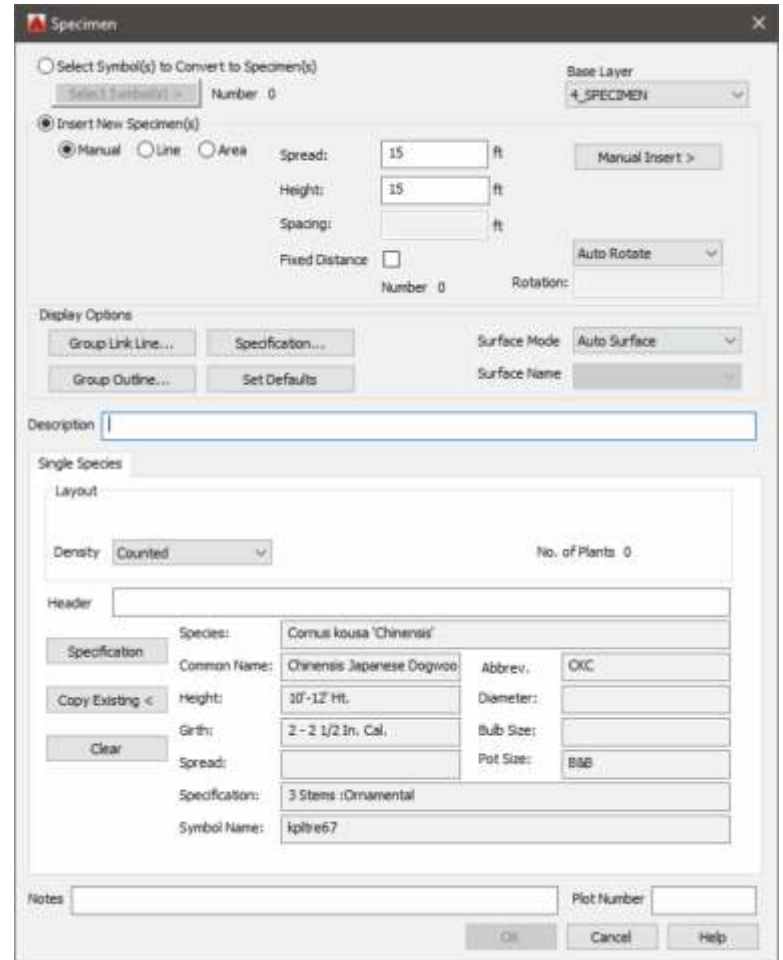
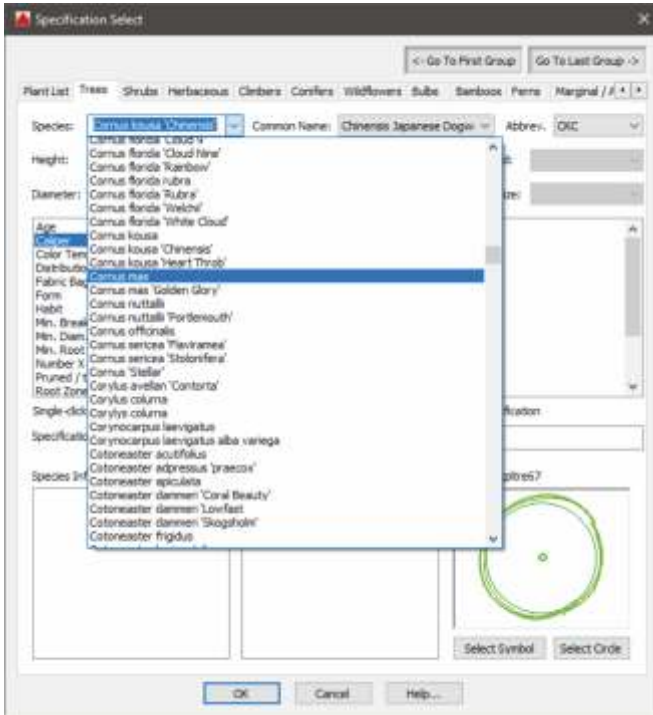
Customize and Design in 2D and 3D

KeySCAPE's plant database and design tool, Softworks, is a powerful way to streamline your workflow, eliminate mistakes, and address revisions easily. Our database has over 8000 plants PLUS the ability to add your own or import them from a preferred list or spreadsheet. Own your plant database – customize and share it freely between designers or between offices.

Softworks not only allows for a high level of database customization, but also many options for matching the existing CAD standards of your practice. Virtually any text, label, leader, or schedule style can be matched to the signature "look and feel" of your drawings. Use KeySCAPE to unify your firm's CAD standards across the organization.

Easy to Design, Easy to Edit, Easy to Wow

- Our search tools and plant list manager quickly help you find and organize the perfect plants for your next project
- Each plant record contains information including general plant descriptions, characteristics, climate, color, conditions, growth, maintenance, planting sizes, zones, textures and uses
- Plant symbol libraries provides a comprehensive set of conceptual, illustrative and construction-level blocks in both 2D and 3D, ready to insert into your project. Or use your existing preferred symbols
- Seamlessly collect your selected plants into projects and dynamic schedules
- Analyze and adjust your plant design then wow your clients with handy graphic tools
- You can also create new or import existing plant lists based on project type, hardiness zone, or ecological community
- 2D/3D interoperability - develop your model in 2D, then quickly and efficiently switch to a 3D view



**By Landscape Architects
for Landscape Architects**

KeySCAPE has been built by landscape architects specifically for landscape architects, offering a single solution that takes you from concept through design development to contract documentation and beyond. Enhanced utilities and presentation options allow you to quickly create and modify design proposals to meet the changing requirements of clients. Our flexible design approach allows you to customize the system and manage processes to streamline your workflow.

By providing all the tools a landscape architect requires in a simple application we enable you to create and edit once, improving accuracy, speed of modifications and minimizing errors, compared to managing duplicate copies of the same data within separate applications.